



Apartment Ventilation
"Microbox"
Continuous Mechanical Extract Units





Mechanical Extract Units - for compliance with Building Regulations

The need to ventilate correctly

It has long been recognised that a good level of air quality inside the home is essential to the health and well-being of the occupants.

Pollution in the home has been identified as a contributory factor in the rise of respiratory and allergy problems.

Too little ventilation causes excessive condensation which leads to dampness, mould growth, a musty smell and a general deterioration of the fabric of the building.

Too much ventilation will lead to increased running costs, physical discomfort for the occupants (as well as harming the environment by the excessive use of energy).

The answer lies in well thought out, efficient ventilation.

Design brief

Space in apartment blocks is at a premium - both within the living area and in the void allowance between floor levels.

The occupants want a non-intrusive system.

The designers want to ensure that the outside of the building is not marred by unnecessary grilles or cowls.

The builders need a reliable product that can be easily installed in the limited space available.

It must comply with the requirements of the Building Regulations.

The correct ventilation method is a continuous mechanical extract system.


What product to choose?

An ultra slim fan that fits easily in the void (or into a cupboard), ventilating effectively and continuously the whole dwelling **and** allowing the user the option of boosting its effectiveness as and when necessary (ie when cooking or bathing).



The designer needs to be able to choose from four trickle speeds to ensure that the fan capacity can be precisely set for each apartment.

The **Microbox** range of continuous mechanical extract units is ideal.





Mechanical Extract Units - for compliance with Building Regulations



Why a Microbox?

Opening a window to let in "fresh" air is no longer the answer - outside air pollution is at an all-time high (diesel and petrol fumes in towns, pollen in the country and noise pollution everywhere).

A continuous rate of trickle (low) ventilation from kitchen, bathroom, shower-room, utility rooms and toilets is the answer to sensible, efficient ventilation.

The **Microbox** can be installed out of sight (and out of mind) in the void or cupboard space.

The **Microbox** is versatile and easy to install.

It is the slimmest, smallest and most flexible apartment extract unit available.

The range has a variety of duct sizes, and it only needs one duct entering and exiting the unit.

It is easy to install, commission and maintain.

It is quiet and economical to run.

It has a choice of four trickle (low) speeds.

It provides a comfortable environment in which to live.


It complies with all the requirements of the Building Regulations.

SAP Appendix Q Listed model available





"Microbox" - whole house central extract system



Full range of accessories available - see Pages 14 and 15




P.I.R Sensor



Remote Humidistat




Air Valve



Ducting "T" Piece



Wall Cowl



from only 122mm deep

Various spigot configurations

Only one outlet

Easily accessible service and maintenance panel

Acoustic lining for super silent operation

SAP Appendix Q listed model available

Design



Vectaire's technical support staff can help with the design of any ventilation system to ensure that it is the most cost effective and efficient available

Install



Vectaire can install and commission your **Microbox** ventilation system.



"Microbox" - whole house central extract systems


Features

- **ultra slim - from 122mm deep**
- 6 models
- 4 sizes for dwellings to 400m²
- fitted with 204 x 60mm, 100, 120, 150 or 200mm dia spigots
- 4 trickle speeds options with boost override
- ceiling void, roof or cupboard mounted
- integral overrun timer
- completely silent, suitable for continuous running
- long life operation



Specification

- acoustically lined - sound levels as low as 21db(A)
- steel cabinet
- IPX4 rated
- service and maintenance panel easily accessible
- trickle speed selection switch on cabinet exterior
- thermal overload protection
- complete with mounting bracket and anti-vibration plate
- boost speed can be triggered by:
 - PIR (passive infra red)
 - DRH (Dynamic Remote Humidistat)
 - THM (Thermostat)
 - Remote Switch



Comply with

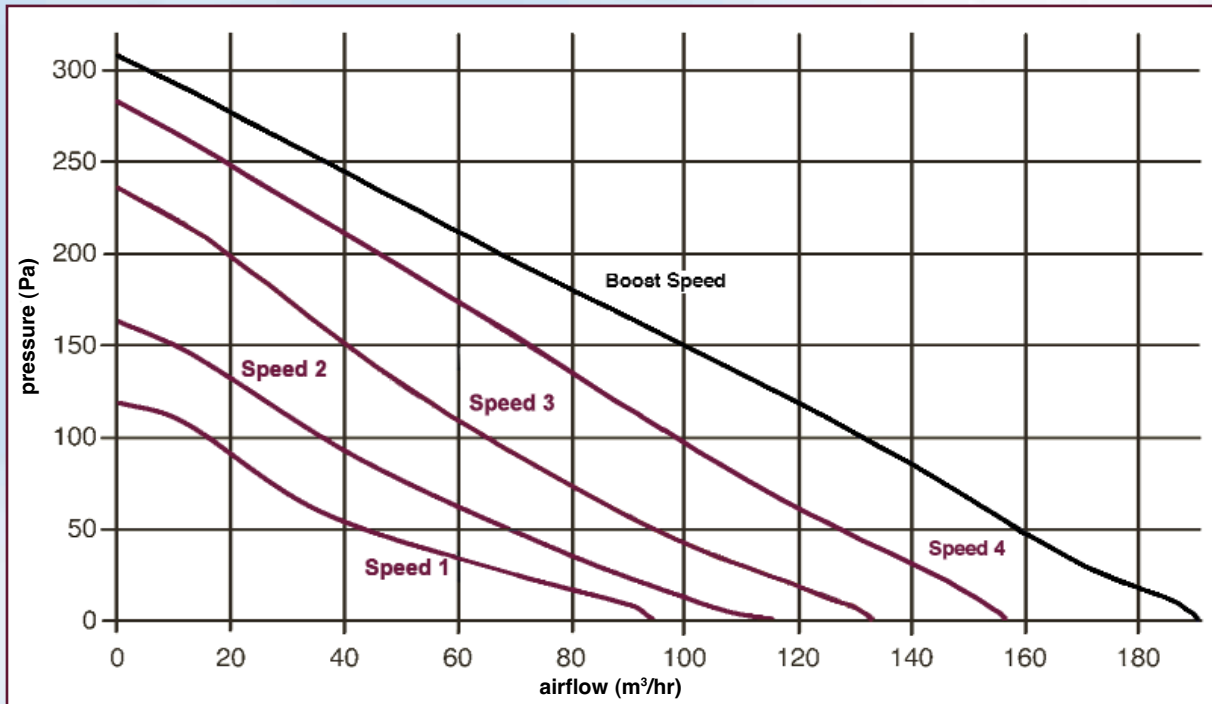
- EN60335-2-80
- EC Low Voltage Directive 73/23-93/68
- EC Directive EMC89/336
- CE marked
- BRE Digest 398
- Easily meets Building Regulations requirements including new Part F



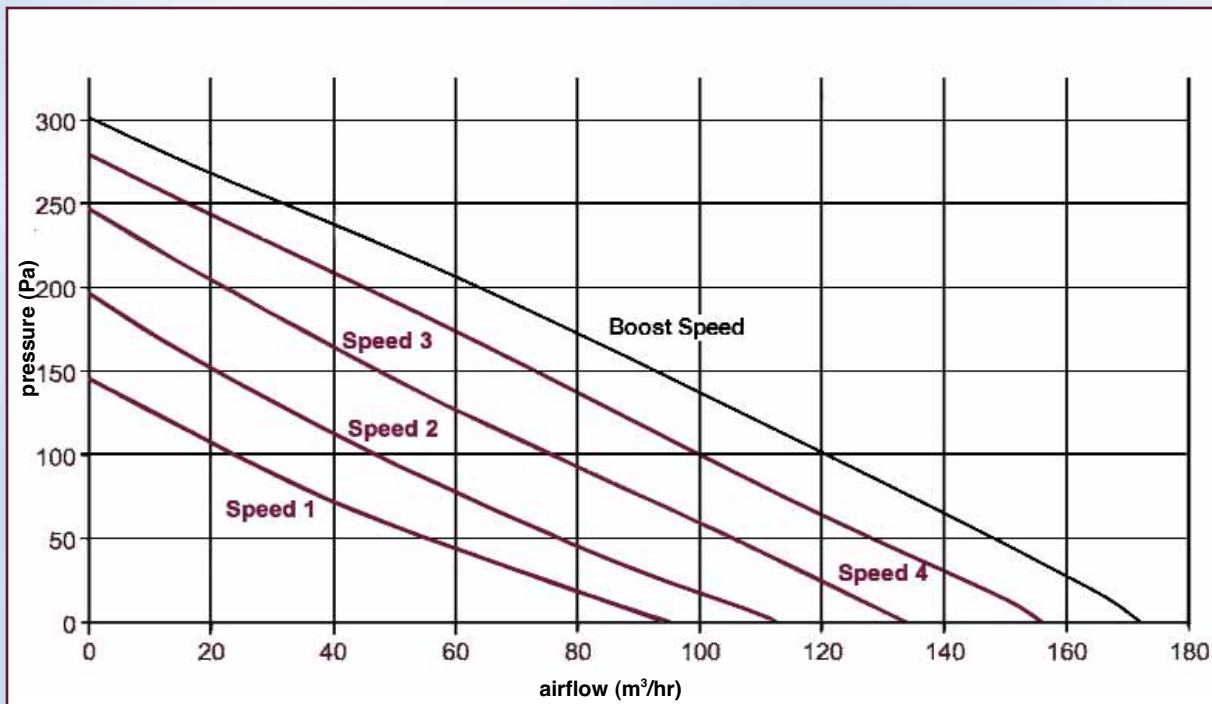


"Microbox" - Performance

Model MBOX 204/2



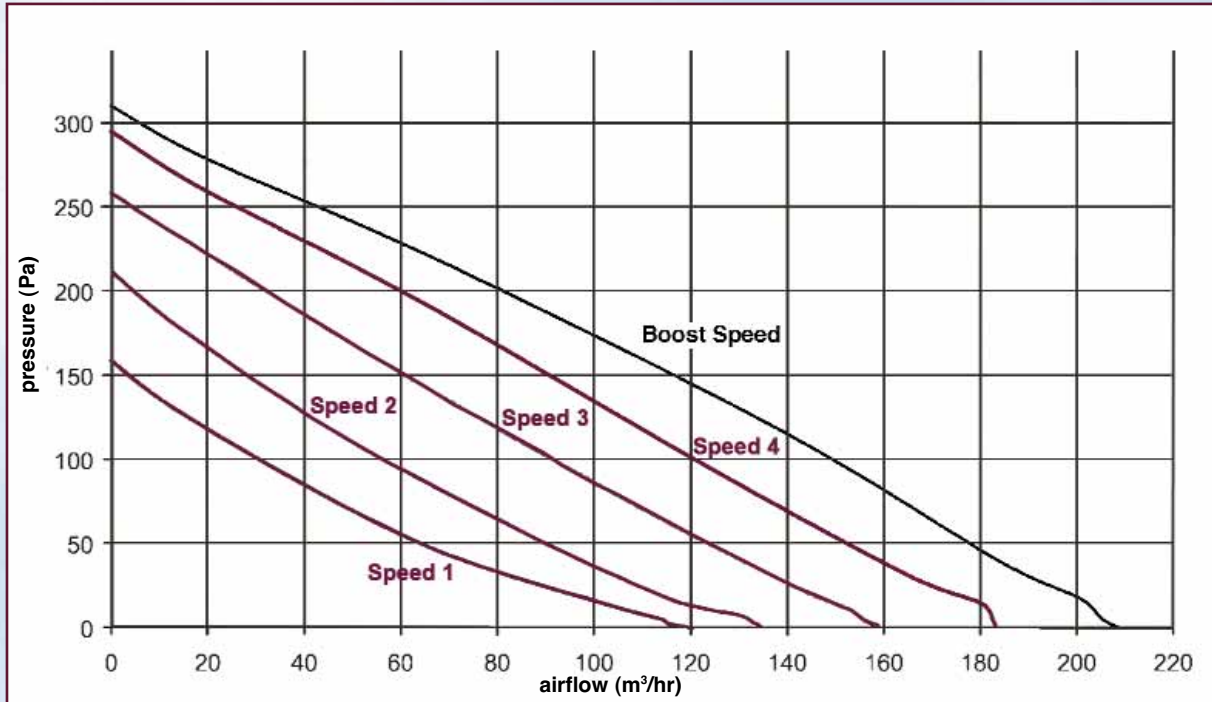
Model MBOX 100/2



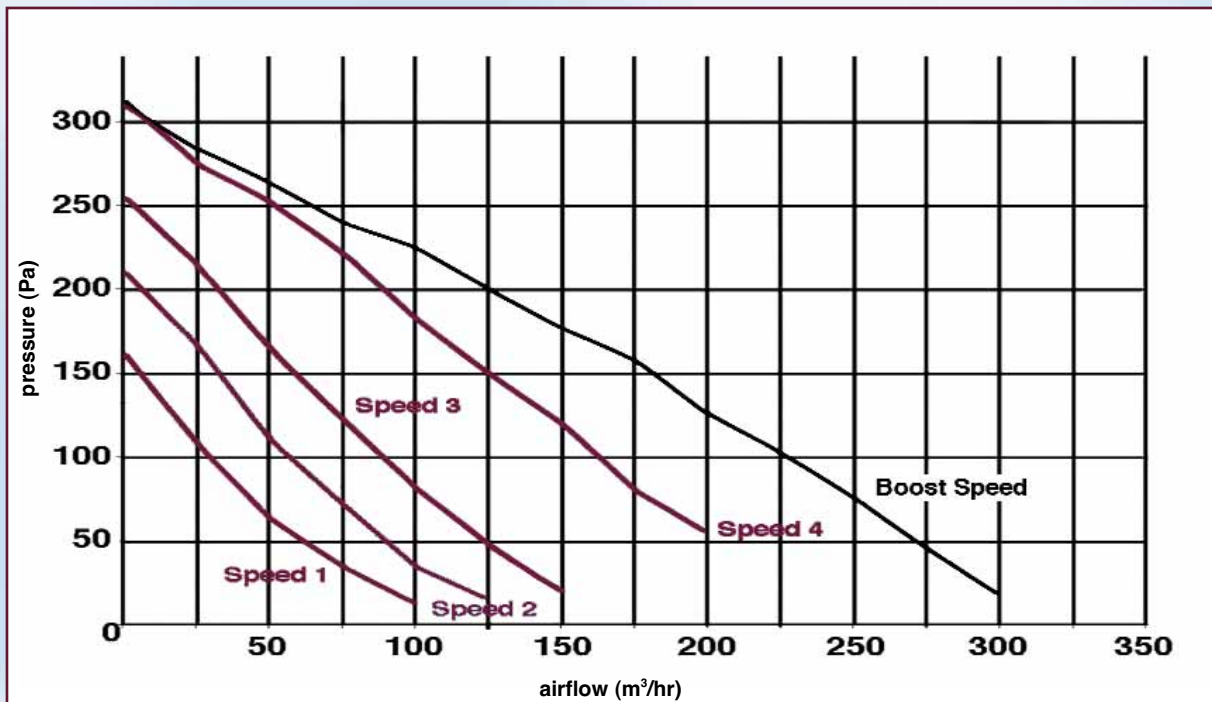


"Microbox" - Performance

Model MBOX 125/2



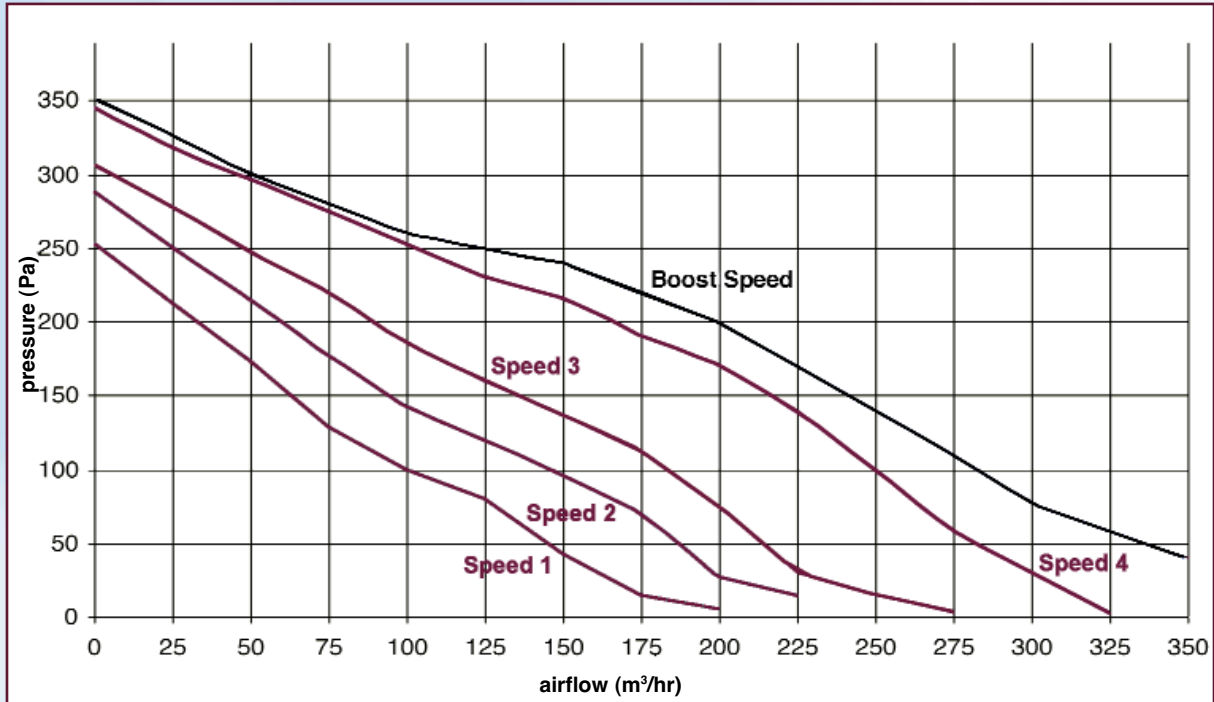
Model MBOX 125/2 Plus



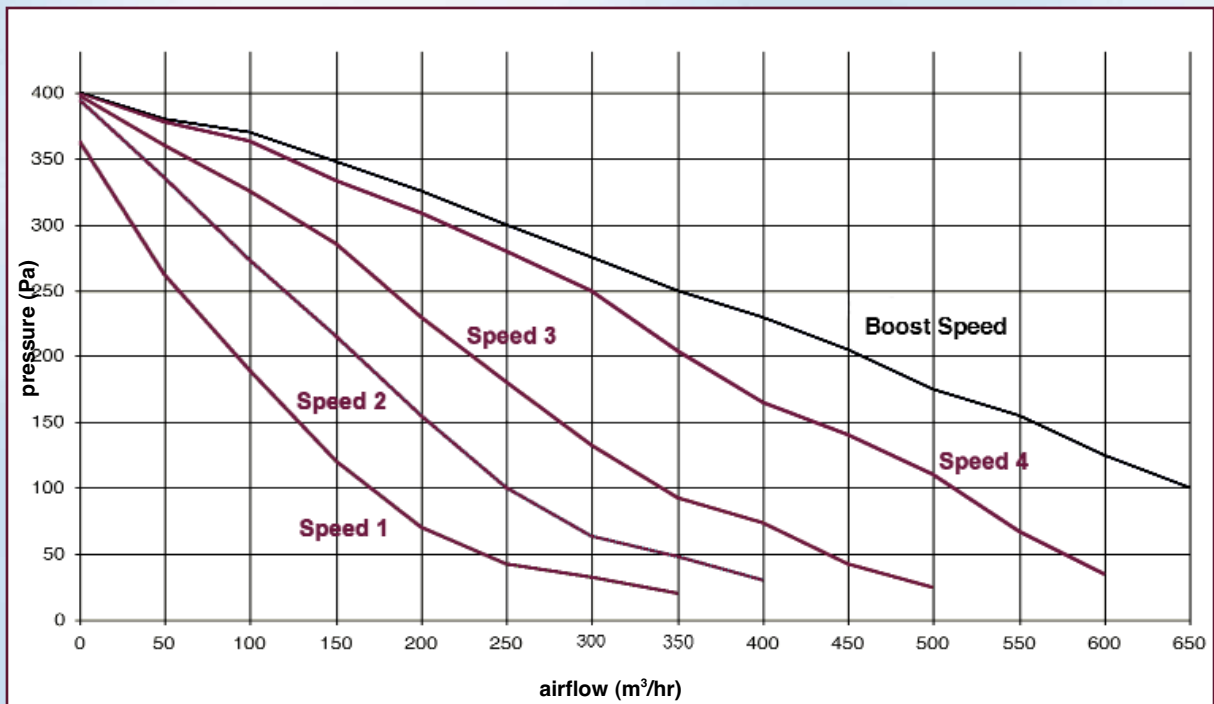


"Microbox" - Performance

Model MBOX 150/2



Model MBOX 200/2





"Microbox" - for compliance with Building Regulations

Design Concerns

- Are extract grilles fitted into all the "wet" areas of the apartment, ie in the toilets, shower-rooms, bathrooms, utility room and kitchen?
- Has the ducting system been professionally designed, ensuring that fire dampers are incorporated in the correct positions?
- Has the ducting been sized correctly to avoid breakout noise?
- Can the background flow rate be adjusted to ensure the correct extract rate and maximum efficiency?
- Is the central fan unit provided with easily accessible controls to enable this adjustment?
- Is the duct run the shortest or most cost effective possible?
- Are remote controls (eg Humidistat, PIR) incorporated in the system allowing easy switching to boost speed when required?
- Should a timer be incorporated on the boost switches?
- Is the trickle extract rate from the wet rooms adjustable?
- Is the system quiet - it has to operate continuously?
- Has the system been professionally designed to incorporate all the above points?
- Has the product chosen been specifically designed for apartment installation?
- Is the system designed for long life with a good warranty?

Typical Specification

Supply and install an MBOX125/2 two speed whole house ventilation unit as supplied by Vectaire Ltd, Lincoln Road, Cressex Business Park, High Wycombe, Bucks, HP12 3RH.

The fan must be capable of extracting from more than one room within a dwelling of no more than 200m³, and be for installation into the ceiling void using 5"/12cm ducting to and from the fan spigots. It should be two speed with a choice of four lower speeds on installation (the option switch to be on outside of casing), and run continuously and silently at its lower speed.

The boost speed should have the possibility of being triggered by either a PIR, a remote humidistat, a thermostat, a remote switch (or by a combination of these devices), and be capable of being controlled with an overrun timer.

The fan should be no more than 122mm deep, have a steel cabinet lined with 10mm thick acoustic insulation to ensure quiet running and should have an easily accessible service and maintenance panel and be protected to IPX4.

The trickle speed selection switch should be easily accessible on the outside of the casing and it should be pre-wired for easy electrical connection.

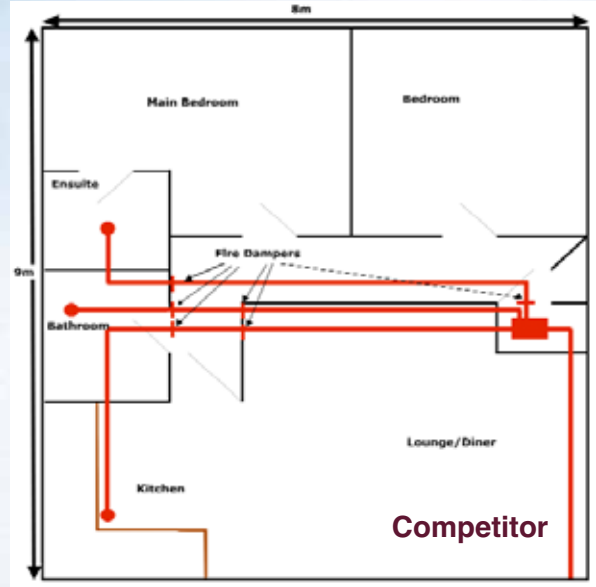
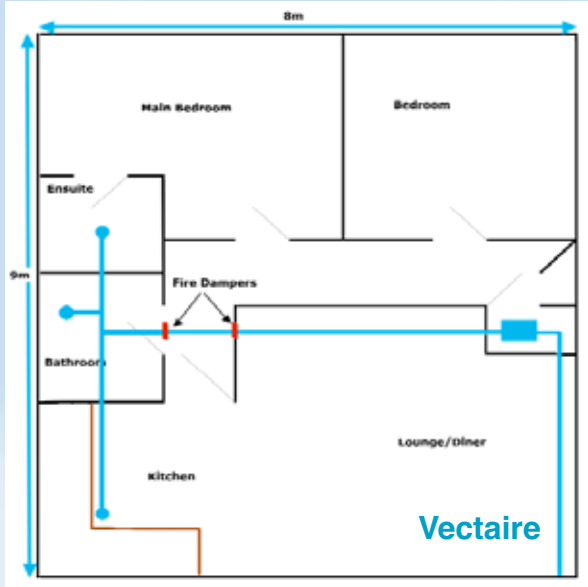
It should have backward curved blades dynamically balanced on external rotor motor provided with thermal cut-out.

The fan should comply with all current IEE, EC and Building Regulations requirements and also be BRE Digest 398 compliant.

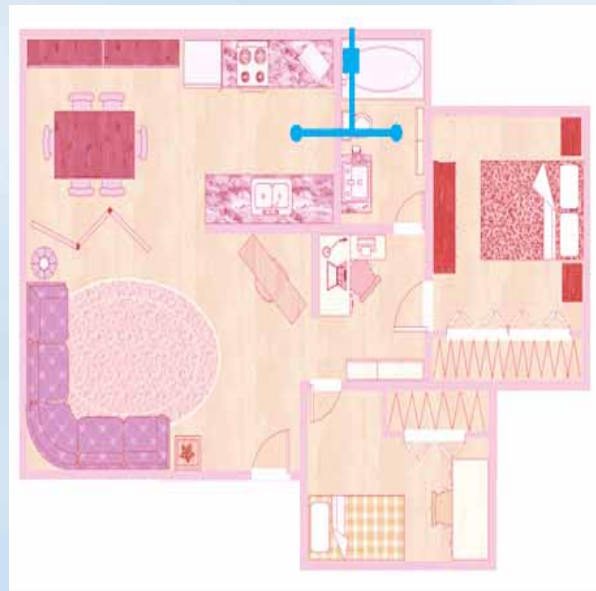


"Microbox" - Installation

Duct Run Comparison



Installation Examples



Savings of up to 40%



"Microbox" - Technical Data

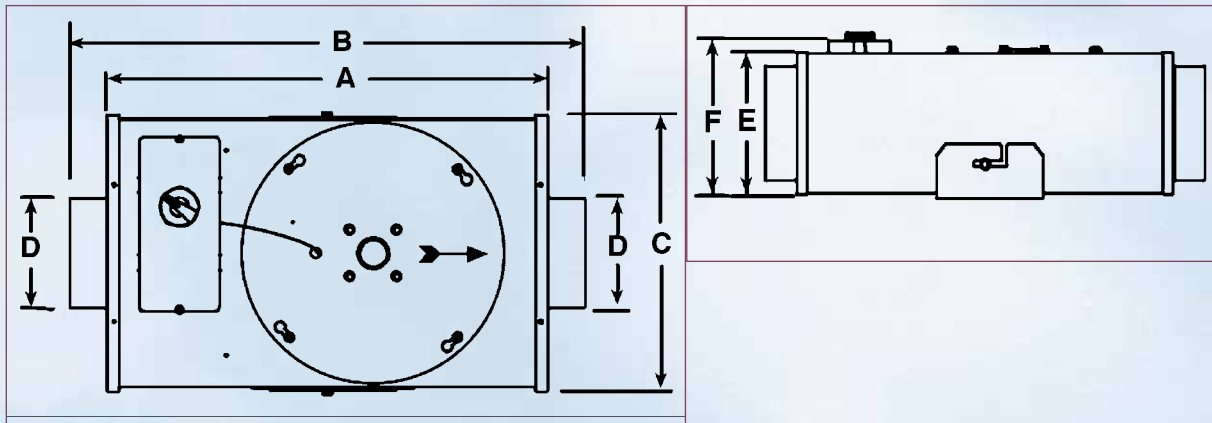
Range

- **MBOX204/2**
204mm x 60mm for dwellings up to 66m²
- **MBOX100/2**
4"/100mm for dwellings up to 66m²
- **MBOX125/2**
5"/120mm for dwellings up to 66m²
- **MBOX125/2Plus**
5"/120mm for dwellings from 40m² to 100m²
- **MBOX150/2**
6"/150mm for dwellings from 75m² to 140m²
- **MBOX200/2**
8"/200mm for dwellings from 120m² to 400m²

Performance

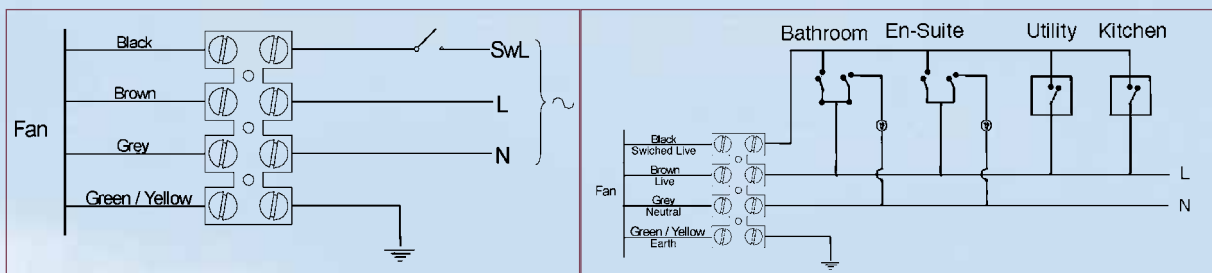
Model	FID Min/Max m ³ /hr		FID Min/Max litres/sec		Volts	Hz	Maximum Watts				
	Speed 1	Speed 2	Speed 3	Speed 4			Max Speed				
MBOX 204/2	94	191	26	53	230	50	21	28	40	52	65
MBOX 100/2	95	172	26	48	230	50	23	30	41	52	61
MBOX 125/2	118	208	33	58	230	50	22	30	41	52	62
MBOX 125/2Plus	100	310	28	86	230	50	26	32	39	58	70
MBOX 150/2	200	420	56	117	230	50	33	41	49	70	80
MBOX 200/2	350	790	97	220	230	50	61	75	89	117	120

Dimensions



Model	A	B	C	øD	E	F	Weight Kg
MBOX 204/2	384	448	241	204x60	122	134	5.8
MBOX 100/2	384	448	241	96	122	134	5.8
MBOX 125/2	384	448	241	120	122	134	5.8
MBOX 125/2Plus	363	463	303	123	163	190	7.0
MBOX 150/2	363	463	303	148	183	210	7.5
MBOX 200/2	503	603	373	198	233	260	11.5

Wiring Diagrams





"Microbox" - Technical Data

Sound Levels

MBOX204/2	dbA (at 3m)	Lwa db							
		Mid Octave Bands - Hz							
		63	125	250	500	1000	2000	4000	8000
Speed 1	21.9	20	26	33	36	32	28	29	24
Speed 2	26.7	22	28	37	44	42	34	31	25
Speed 3	30.5	24	29	37	46	43	37	31	25
Speed 4	33.9	25	32	41	49	45	39	31	26
Max Speed	35.4	28	34	43	51	47	42	32	28

MBOX100/2	dbA (at 3m)	Lwa db							
		Mid Octave Bands - Hz							
		63	125	250	500	1000	2000	4000	8000
Speed 1	20.8	19	25	32	35	31	27	28	23
Speed 2	25.0	20	26	35	42	40	32	29	23
Speed 3	29.6	23	28	36	45	42	36	30	24
Speed 4	32.7	24	31	40	48	44	38	30	25
Max Speed	34.4	27	33	42	50	47	41	31	27


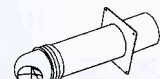














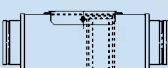



MBOX125/2	dbA (at 3m)	Lwa db							
		Mid Octave Bands - Hz							
		63	125	250	500	1000	2000	4000	8000
Speed 1	22.9	21	27	34	37	33	29	30	25
Speed 2	27.9	23	29	38	45	43	35	32	26
Speed 3	31.8	25	30	38	47	44	38	32	26
Speed 4	35.3	27	34	43	51	47	41	33	28
Max Speed	36.9	30	36	45	53	50	44	34	30

MBOX125/2Plus	dbA (at 3m)	Lwa db							
		Mid Octave Bands - Hz							
		63	125	250	500	1000	2000	4000	8000
Speed 1	22.4	21	27	34	37	33	29	30	25
Speed 2	26.8	22	28	37	44	42	34	31	25
Speed 3	31.4	25	30	38	47	44	38	32	26
Speed 4	36.2	28	35	44	52	48	42	34	29
Max Speed	37.8	30	36	45	53	50	44	34	30

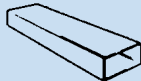


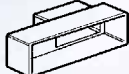


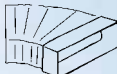
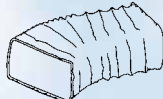












MBOX150/2	dbA (at 3m)	Lwa db							
		Mid Octave Bands - Hz							
		63	125	250	500	1000	2000	4000	8000
Speed 1	28.1	26	32	39	42	38	34	35	30
Speed 2	31.3	26	32	41	48	40	38	35	29
Speed 3	34.0	27	32	40	49	46	40	34	28
Speed 4	38.4	30	37	46	54	50	44	36	31
Max Speed	39.7	32	38	47	55	52	46	36	32

MBOX200/2	dbA (at 3m)	Lwa db							
		Mid Octave Bands - Hz							
		63	125	250	500	1000	2000	4000	8000
Speed 1	31.6	30	36	43	46	42	38	39	34
Speed 2	36.6	32	38	47	54	52	44	41	35
Speed 3	39.3	33	38	46	55	52	46	40	34
Speed 4	43.1	34	41	50	58	54	48	40	35
Max Speed	44.2	37	43	52	60	57	51	41	37

"Microbox" Accessories and Ancillaries

<p>In-Wall Attenuator</p>  <table border="0"> <tr> <td>VIWA4</td> <td>4" with Grille</td> </tr> <tr> <td>VIWA4C</td> <td>4" with Cowl</td> </tr> <tr> <td>VIWA4QF</td> <td>4" with Quick Fit Cowl</td> </tr> <tr> <td>VIWA5</td> <td>5" with Grille</td> </tr> <tr> <td>VIWA5C</td> <td>5" with Cowl</td> </tr> <tr> <td>VIWA5QF</td> <td>5" with Quick Fit Cowl</td> </tr> </table>	VIWA4	4" with Grille	VIWA4C	4" with Cowl	VIWA4QF	4" with Quick Fit Cowl	VIWA5	5" with Grille	VIWA5C	5" with Cowl	VIWA5QF	5" with Quick Fit Cowl	<p>"VRD" PLASTIC ROUND DUCTING</p>		
VIWA4	4" with Grille														
VIWA4C	4" with Cowl														
VIWA4QF	4" with Quick Fit Cowl														
VIWA5	5" with Grille														
VIWA5C	5" with Cowl														
VIWA5QF	5" with Quick Fit Cowl														
<p>Wall Termination Kits (for installation from inside)</p>  <table border="0"> <tr> <td>VWTK4</td> <td>4"/10cm - 350mm duct</td> </tr> <tr> <td>VWTK6</td> <td>6"/15cm - 350mm duct</td> </tr> </table>	VWTK4	4"/10cm - 350mm duct	VWTK6	6"/15cm - 350mm duct	<p>Rigid Duct - 350mm length</p>  <table border="0"> <tr> <td>VRD4-350</td> <td>4"/10cm</td> </tr> <tr> <td>VRD5-350</td> <td>5"/12cm</td> </tr> <tr> <td>VRD6-350</td> <td>6"/15cm</td> </tr> </table>	VRD4-350	4"/10cm	VRD5-350	5"/12cm	VRD6-350	6"/15cm				
VWTK4	4"/10cm - 350mm duct														
VWTK6	6"/15cm - 350mm duct														
VRD4-350	4"/10cm														
VRD5-350	5"/12cm														
VRD6-350	6"/15cm														
<p>Round Wall Cowl (for installation from inside)</p>  <table border="0"> <tr> <td>VWC</td> <td>4"/10cm-6"/15cm</td> </tr> </table>	VWC	4"/10cm-6"/15cm	<p>Rigid Duct - 1 metre length</p>  <table border="0"> <tr> <td>VRD4-1M</td> <td>4"/10cm</td> </tr> <tr> <td>VRD5-1M</td> <td>5"/12cm</td> </tr> <tr> <td>VRD6-1M</td> <td>6"/15cm</td> </tr> </table>	VRD4-1M	4"/10cm	VRD5-1M	5"/12cm	VRD6-1M	6"/15cm						
VWC	4"/10cm-6"/15cm														
VRD4-1M	4"/10cm														
VRD5-1M	5"/12cm														
VRD6-1M	6"/15cm														
<p>Wall Cowl</p>  <table border="0"> <tr> <td>VWTC4</td> <td>4"/10cm</td> </tr> <tr> <td>VWTC6</td> <td>6"/15cm</td> </tr> </table>	VWTC4	4"/10cm	VWTC6	6"/15cm	<p>Rigid Duct - 2 metre length</p>  <table border="0"> <tr> <td>VRD4-2M</td> <td>4"/10cm</td> </tr> <tr> <td>VRD5-2M</td> <td>5"/12cm</td> </tr> <tr> <td>VRD6-2M</td> <td>6"/15cm</td> </tr> </table>	VRD4-2M	4"/10cm	VRD5-2M	5"/12cm	VRD6-2M	6"/15cm				
VWTC4	4"/10cm														
VWTC6	6"/15cm														
VRD4-2M	4"/10cm														
VRD5-2M	5"/12cm														
VRD6-2M	6"/15cm														
<p>Fixed Grille with Round Spigot (F with Flyscreen)</p>  <table border="0"> <tr> <td>FG4(F)</td> <td>4"/10cm</td> </tr> <tr> <td>FG5(F)</td> <td>5"/12cm</td> </tr> <tr> <td>FG6(F)</td> <td>6"/15cm</td> </tr> </table>	FG4(F)	4"/10cm	FG5(F)	5"/12cm	FG6(F)	6"/15cm	<p>Rigid Duct - Connector</p>  <table border="0"> <tr> <td>VRD4/C</td> <td>4"/10cm</td> </tr> <tr> <td>VRD5/C</td> <td>5"/12cm</td> </tr> <tr> <td>VRD6/C</td> <td>6"/15cm</td> </tr> </table>	VRD4/C	4"/10cm	VRD5/C	5"/12cm	VRD6/C	6"/15cm		
FG4(F)	4"/10cm														
FG5(F)	5"/12cm														
FG6(F)	6"/15cm														
VRD4/C	4"/10cm														
VRD5/C	5"/12cm														
VRD6/C	6"/15cm														
<p>Gravity Grille with Round Spigot</p>  <table border="0"> <tr> <td>GG4</td> <td>4"/10cm</td> </tr> <tr> <td>GG5</td> <td>5"/12cm</td> </tr> <tr> <td>GG6</td> <td>6"/15cm</td> </tr> </table>	GG4	4"/10cm	GG5	5"/12cm	GG6	6"/15cm	<p>Rigid Duct - Fixing Bracket</p>  <table border="0"> <tr> <td>VRD4/FB</td> <td>4"/10cm</td> </tr> <tr> <td>VRD5/FB</td> <td>5"/12cm</td> </tr> <tr> <td>VRD6/FB</td> <td>6"/15cm</td> </tr> </table>	VRD4/FB	4"/10cm	VRD5/FB	5"/12cm	VRD6/FB	6"/15cm		
GG4	4"/10cm														
GG5	5"/12cm														
GG6	6"/15cm														
VRD4/FB	4"/10cm														
VRD5/FB	5"/12cm														
VRD6/FB	6"/15cm														
<p>Air Valves</p>  <table border="0"> <tr> <td>VAV4</td> <td>4"/10cm</td> </tr> <tr> <td>VAV5</td> <td>5"/12cm</td> </tr> <tr> <td>VAV6</td> <td>6"/15cm</td> </tr> <tr> <td>VAV8</td> <td>8"/20cm</td> </tr> </table>	VAV4	4"/10cm	VAV5	5"/12cm	VAV6	6"/15cm	VAV8	8"/20cm	<p>Rigid Duct - T Piece</p>  <table border="0"> <tr> <td>VRD4/T</td> <td>4"/10cm</td> </tr> <tr> <td>VRD5/T</td> <td>5"/12cm</td> </tr> <tr> <td>VRD6/T</td> <td>6"/15cm</td> </tr> </table>	VRD4/T	4"/10cm	VRD5/T	5"/12cm	VRD6/T	6"/15cm
VAV4	4"/10cm														
VAV5	5"/12cm														
VAV6	6"/15cm														
VAV8	8"/20cm														
VRD4/T	4"/10cm														
VRD5/T	5"/12cm														
VRD6/T	6"/15cm														
<p>Flexible Ducting</p>  <table border="0"> <tr> <td>VFD4/3</td> <td>10cm dia x 3m long</td> </tr> <tr> <td>VFD5/3</td> <td>12cm dia x 3m long</td> </tr> <tr> <td>VFD6/3</td> <td>15cm dia x 3m long</td> </tr> <tr> <td>VFD8/3</td> <td>20cm dia x 3m long</td> </tr> </table>	VFD4/3	10cm dia x 3m long	VFD5/3	12cm dia x 3m long	VFD6/3	15cm dia x 3m long	VFD8/3	20cm dia x 3m long	<p>Rigid Duct - 90° Bend</p>  <table border="0"> <tr> <td>VRDB90/4</td> <td>4"/10cm</td> </tr> <tr> <td>VRDB90/5</td> <td>5"/12cm</td> </tr> <tr> <td>VRDB90/6</td> <td>6"/15cm</td> </tr> </table>	VRDB90/4	4"/10cm	VRDB90/5	5"/12cm	VRDB90/6	6"/15cm
VFD4/3	10cm dia x 3m long														
VFD5/3	12cm dia x 3m long														
VFD6/3	15cm dia x 3m long														
VFD8/3	20cm dia x 3m long														
VRDB90/4	4"/10cm														
VRDB90/5	5"/12cm														
VRDB90/6	6"/15cm														
<p>FILTERS</p>	<p>Rigid Duct - 45° Bend</p>  <table border="0"> <tr> <td>VRDB45/4</td> <td>4"/10cm</td> </tr> <tr> <td>VRDB45/5</td> <td>5"/12cm</td> </tr> </table>	VRDB45/4	4"/10cm	VRDB45/5	5"/12cm										
VRDB45/4	4"/10cm														
VRDB45/5	5"/12cm														
<p>Air Filters</p>  <table border="0"> <tr> <td>SBFIL125</td> <td>for MBOX125/2Plus</td> </tr> <tr> <td>SBFIL150</td> <td>for MBOX150/2</td> </tr> <tr> <td>SBFIL200</td> <td>for MBOX200/2</td> </tr> </table>	SBFIL125	for MBOX125/2Plus	SBFIL150	for MBOX150/2	SBFIL200	for MBOX200/2	<p>Round Grille</p>  <table border="0"> <tr> <td>T10</td> <td>White, 4"/10cm</td> </tr> <tr> <td>T10B</td> <td>Brown, 4"/10cm</td> </tr> </table>	T10	White, 4"/10cm	T10B	Brown, 4"/10cm				
SBFIL125	for MBOX125/2Plus														
SBFIL150	for MBOX150/2														
SBFIL200	for MBOX200/2														
T10	White, 4"/10cm														
T10B	Brown, 4"/10cm														
	<p>Circular Reducer</p>  <table border="0"> <tr> <td>RED5/4P</td> <td>12cm to 10 cm</td> </tr> <tr> <td>RED6/4P</td> <td>15cm to 10cm</td> </tr> <tr> <td>RED6/5P</td> <td>15cm to 12cm</td> </tr> </table>	RED5/4P	12cm to 10 cm	RED6/4P	15cm to 10cm	RED6/5P	15cm to 12cm								
RED5/4P	12cm to 10 cm														
RED6/4P	15cm to 10cm														
RED6/5P	15cm to 12cm														
	<p>Round Fire Dampers - Fusible Link</p>  <table border="0"> <tr> <td>FD4</td> <td>4"/10cm</td> </tr> <tr> <td>FD5</td> <td>5"/12cm</td> </tr> <tr> <td>FD6</td> <td>6"/15cm</td> </tr> </table>	FD4	4"/10cm	FD5	5"/12cm	FD6	6"/15cm								
FD4	4"/10cm														
FD5	5"/12cm														
FD6	6"/15cm														

"Microbox" Accessories and Ancillaries

<p>"VPFD/S" PLASTIC FLAT DUCTING</p> <p>2 SIZES - 110mm x 54mm - 204mm x 60mm (ending "S")</p>	<p>"VPFD/S" PLASTIC FLAT DUCTING</p> <p>2 SIZES - 110mm x 54mm - 204mm x 60mm (ending "S")</p>
<p>Flat Ducting</p>  <p>VPFD VPFDS</p> <p>1500mm long 1500mm long</p>	<p>Airbrick</p>  <p>VPAB</p> <p>White, Brown, Beige or Terracotta</p>
<p>Connector</p>  <p>VPC VPCS</p>	<p>Airbrick Adaptor (VPFD only)</p>  <p>VPAB/AD</p>
<p>90° Horizontal Bend</p>  <p>VPHB VPHBS</p>	<p>"T" Piece</p>  <p>VPT VPTS</p>
<p>Adjustable Horizontal Bend</p>  <p>VPHB VPAHBS</p>	<p>Flexible Ducting</p> <p>Rectangular Flexible Ducting</p>  <p>VFD110/.5 110 x 54mm x .5m long VFD110/3 110 x 54mm x 3m long VFD204/.5 204 x 60mm x .5m long VFD204/3M 204 x 60mm x 3m long</p>
<p>90° Vertical Bend</p>  <p>VPVB VPVBS</p>	<p>Fire Dampers</p> <p>Rectangular Fire Dampers</p>  <p>VPFD-FD VPFD S-FD</p>
<p>Adaptor - Round to Flat</p>  <p>VPA VPAS</p> <p>100mm dia spigot 125mm dia spigot</p>	<p>ELECTRICAL ACCESSORIES</p> <p>Passive Infra Red</p>  <p>PIRFF</p>
<p>Adaptor Round to Flat - Vertical Bend</p>  <p>VPAVB VPAVBS</p> <p>100mm dia spigot 100, 125 or 150mm dia spigot</p>	<p>Dynamic Remote Humidistat</p>  <p>DRH240</p>
<p>Mounting Bracket</p>  <p>VPMB VPMBS</p>	<p>Thermostat</p>  <p>THM</p>
<p>Wall Plate - Flat Channel</p>  <p>VPAWP VPAWPS</p>	<p>Remote Switch</p>  <p>RS</p>
<p>Fixed Grille with Rectangular Spigot and Flyscreen</p>  <p>VPFG</p> <p>White or Brown</p>	
<p>Gravity Grille with Rectangular Spigot</p>  <p>VPGG</p> <p>White or Brown</p>	

Other Whole House and In-Line Ventilation Units



PPF9
Positive Pressure Fan
for Loft Installation



WHHR150 and 250
Whole House Heat Recovery
for Wall or Loft Installation



WHHR100 and WHHR200
Whole House Heat Recovery
Units for Loft Installation

Other Ventilation Products



Gamma Glass
from wide range of
Cooker Hoods



X-MART
Deluxe Axial Fans for Toilets,
Bathrooms and Kitchens



RMF
Slimline Duct Fans



Vectaire Ltd
Lincoln Road
Cressex Business Park
High Wycombe
Buckinghamshire, HP12 3RH
Tel: +44(0)1494 522333
Fax: +44(0)1494 522337
Email: sales@vectaire.co.uk
Web: www.vectaire.co.uk

